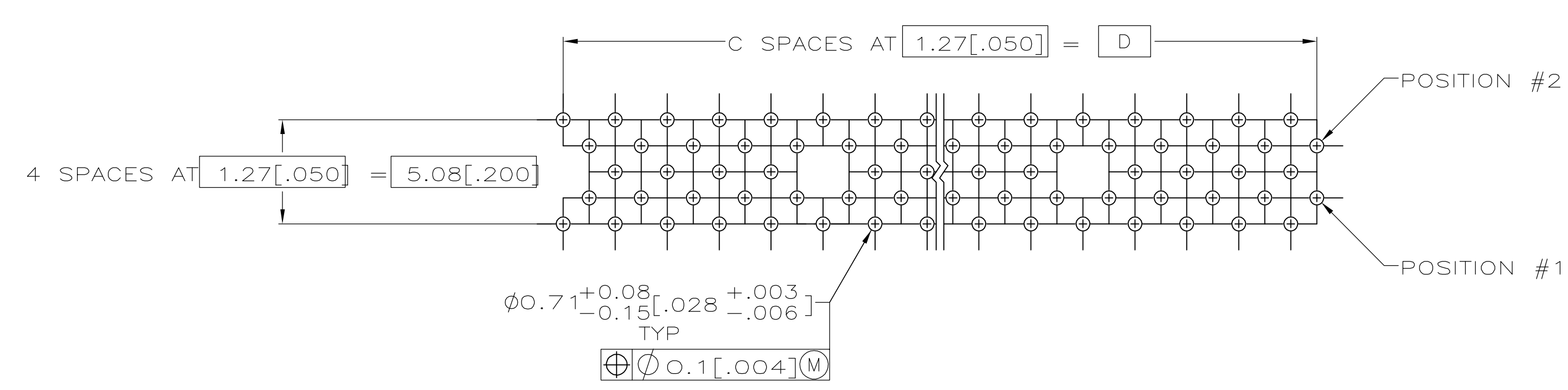
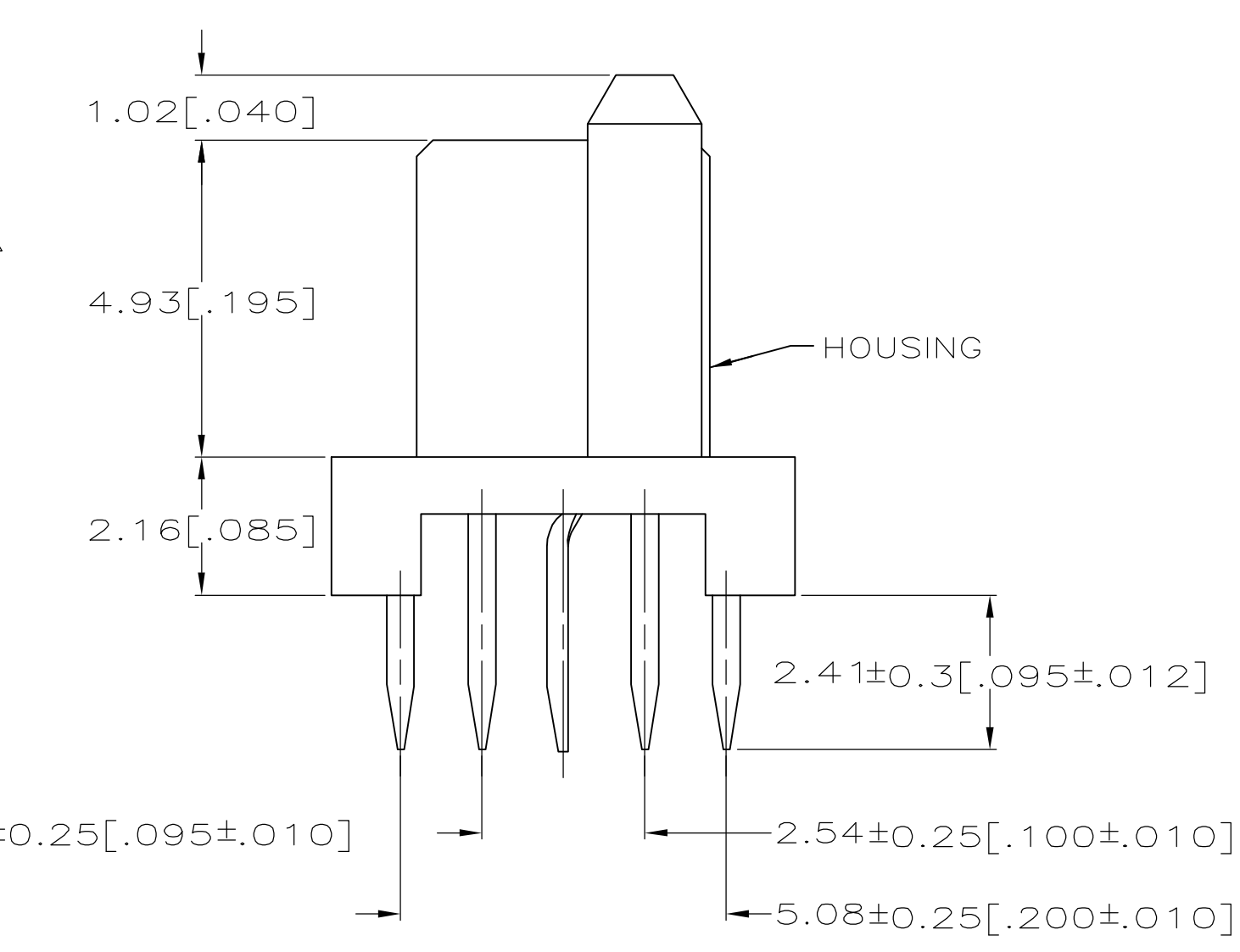
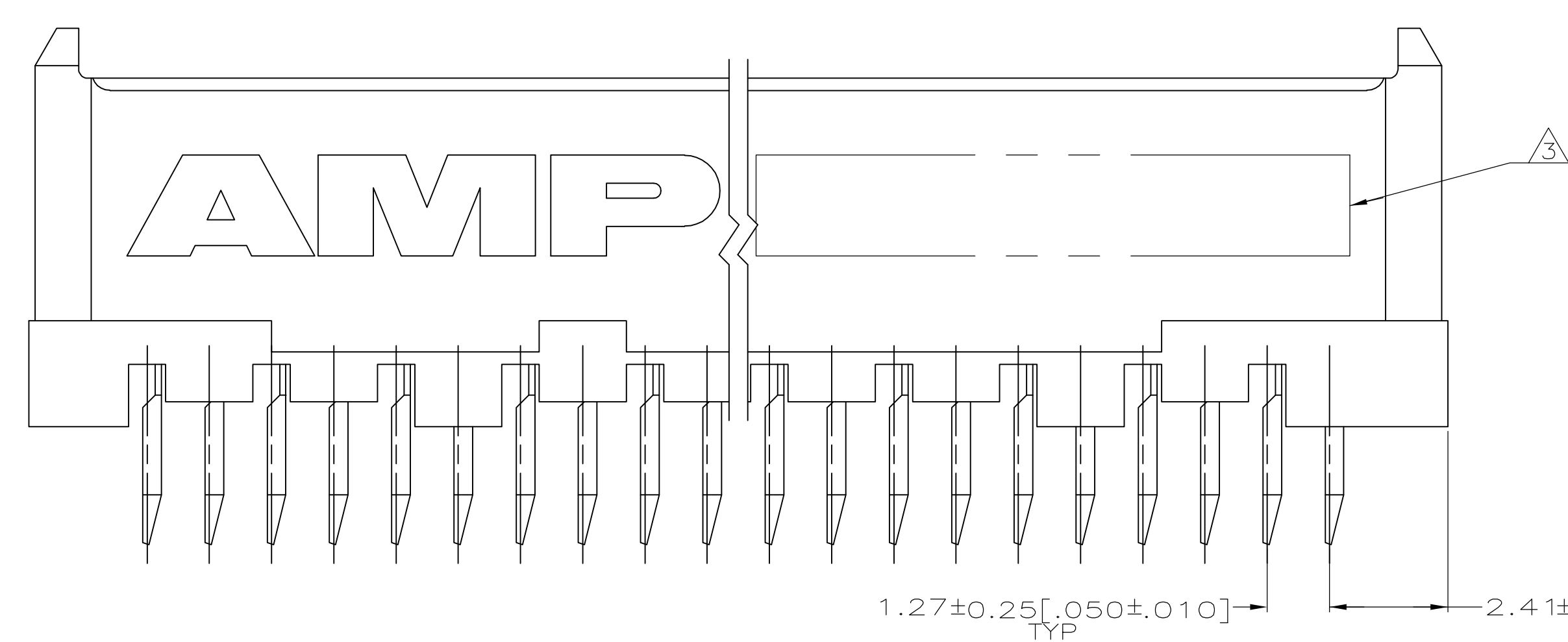


- ⚠ HOUSING: HIGH TEMPERATURE THERMOPLASTIC, COLOR NATURAL.
RECEPTACLE CONTACTS: PHOSPHOR BRONZE.
GROUND BUSES: PHOSPHOR BRONZE.
- ⚠ RECEPTACLE CONTACTS: 0.00076[.000030] MIN GOLD IN CONTACT AREA, 0.00254-0.00762[.000100-.000300] TIN-LEAD ON SOLDER TAIL, ALL OVER 0.00127-0.00254[.000050-.000100] NICKEL ON ENTIRE CONTACT.
- GROUND BUSES: 0.00076[.000030] MIN GOLD IN CONTACT AREA, 0.00254-0.00762[.000100-.000300] TIN-LEAD ON SOLDER TAIL, ALL OVER 0.00127-0.00254[.000050-.000100] NICKEL ON ENTIRE BUS.
- ⚠ DATE CODE MARKED IN AREA INDICATED, ON SAME SIDE AS AMP LOGO.



RECOMMENDED PC BOARD HOLE LAYOUT
(VIEWED FROM CONNECTOR SIDE)

151.13[5.950]	119	153.34[6.037]	155.96[6.140]	240	1-536279-1
138.43[5.450]	109	140.64[5.537]	143.26[5.640]	220	1-536279-0
125.73[4.950]	99	127.94[5.037]	130.56[5.140]	200	536279-9
113.03[4.450]	89	115.24[4.537]	117.86[4.640]	180	536279-8
100.33[3.950]	79	102.54[4.037]	105.16[4.140]	160	536279-7
OBSOLETE 87.63[3.450]	69	89.84[3.537]	92.46[3.640]	140	536279-6
74.93[2.950]	59	77.14[3.037]	79.76[3.140]	120	536279-5
62.23[2.450]	49	64.44[2.537]	67.06[2.640]	100	536279-4
49.53[1.950]	39	51.74[2.037]	54.36[2.140]	80	536279-3
36.83[1.450]	29	39.01[1.537]	41.66[1.640]	60	536279-2
24.13[.950]	19	26.34[1.037]	28.96[1.140]	40	536279-1
D	C	B	A	NO OF POS	PART NUMBER

THIS DRAWING IS A CONTROLLED DOCUMENT.		DWN J.GERACE 3-27-92	Tyco Electronics Corporation Harrisburg, PA 17105-3608
DIMENSIONS: mm [INCHES]		CHK J.GERACE 3-27-92	
TOLERANCES UNLESS OTHERWISE SPECIFIED:		APP'D J.GERACE 3-27-92	NAME: RECEPTACLE ASSEMBLY, VERTICAL, .095 TAIL, BOARD TO BOARD, MICROSTRIP
0 PLC ± -	1 PLC ± -	PRODUCT SPEC 108-1272	SIZE: 114-11005
2 PLC ± -	3 PLC ± 0.13 [.005]	APPLICATION SPEC	RESTRICTED TO
4 PLC ± -	ANGLES ± -	WEIGHT -	A1 00779 ©=536279
FINISH		CUSTOMER DRAWING	SCALE 10:1 SHEET 1 OF 1 REV H